




Tutti crescendo 3

Música

EDUCACIÓN PRIMARIA

algar



1

La clave de sol



La **clave de sol** es un signo que se pone al inicio del pentagrama. Indica que la nota sol se coloca en la segunda línea.



1 Solfeamos y cantamos «Todos los patitos».

To - dos los pa - ti - tos fue - ron a na - dar
y el más pe - que - ñi - to se qui - so que - dar


Su madre enfadada
le quiso pegar
y el pobre patito
se puso a llorar.

2 Responde las preguntas sobre la canción en tu cuaderno.

- ¿Cuál es el compás?
- ¿Cuántos compases tiene?
- ¿Cuál es la nota más grave?
- ¿Y la más aguda?



3 Repasamos y dibujamos la clave de sol varias veces en un pentagrama aparte.






Recordamos: el compás de 2 y el compás de 3

El **compás de 2** tiene dos pulsaciones: la primera, fuerte, y la segunda, débil.


El **compás de 3** tiene tres pulsaciones: la primera, fuerte, y las otras dos, débiles.

El **signo de compás** se escribe al comienzo de la canción, a continuación de la clave de sol.

1 Escribimos en el cuaderno el signo de compás que corresponde a cada fragmento.



2 Cantamos y descubrimos el compás de las canciones. ¿Es de 2 o de 3?



1. «Estaba el señor don Gato»

2. «La carbonerita»

3. «Tanto reloj de oro»

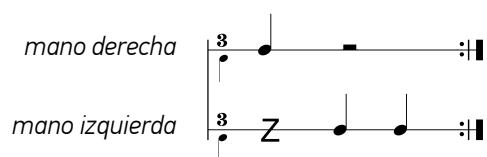
4. «Cuando salí de La Habana»

1 Solfeamos y cantamos «Me llamaste morenita».



Me lla-mas-te mo - re - ni - ta, no des-pre-cies mi co - lor, -
por-que voy y ven-go_al cam - po, no le ten-go mie-do_al sol.

Acompañamos la canción con este ritmo:



mano derecha $\frac{3}{4}$ $\dot{\bullet}$ — ||
mano izquierda $\frac{3}{4}$ Z $\dot{\bullet}$ $\dot{\bullet}$ ||

El **ritmo repetido** con el que acompañamos la canción es un **ostinato**.

2 Reconocemos y anotamos el número en el cuaderno.

1 

2 

3 

4 



El oboe

El **oboe** es un instrumento de **viento-madera**. Se toca soplando en una **doble caña**. Las notas se tocan abriendo y cerrando las **llaves**.



1 Escuchamos «La mañana», de Edvard Grieg.

A sequence of 48 small illustrations arranged in a grid, showing the progression of the oboe and violin parts in the piece 'La mañana' by Edvard Grieg. The illustrations are organized into several rows:

- Row 1: 8 oboes on various colored backgrounds.
- Row 2: 8 oboes on various colored backgrounds.
- Row 3: 8 oboes on various colored backgrounds.
- Row 4: 8 oboes on various colored backgrounds.
- Row 5: 8 oboes on various colored backgrounds.
- Row 6: 8 oboes on various colored backgrounds.
- Row 7: 8 oboes on various colored backgrounds.
- Row 8: 8 oboes on various colored backgrounds.
- Row 9: 8 oboes on various colored backgrounds.
- Row 10: 8 oboes on various colored backgrounds.
- Row 11: 8 oboes on various colored backgrounds.
- Row 12: 8 oboes on various colored backgrounds.
- Row 13: 8 oboes on various colored backgrounds.
- Row 14: 8 oboes on various colored backgrounds.
- Row 15: 8 oboes on various colored backgrounds.
- Row 16: 8 oboes on various colored backgrounds.
- Row 17: 8 oboes on various colored backgrounds.
- Row 18: 8 oboes on various colored backgrounds.
- Row 19: 8 oboes on various colored backgrounds.
- Row 20: 8 oboes on various colored backgrounds.
- Row 21: 8 oboes on various colored backgrounds.
- Row 22: 8 oboes on various colored backgrounds.
- Row 23: 8 oboes on various colored backgrounds.
- Row 24: 8 oboes on various colored backgrounds.
- Row 25: 8 oboes on various colored backgrounds.
- Row 26: 8 oboes on various colored backgrounds.
- Row 27: 8 oboes on various colored backgrounds.
- Row 28: 8 oboes on various colored backgrounds.
- Row 29: 8 oboes on various colored backgrounds.
- Row 30: 8 oboes on various colored backgrounds.
- Row 31: 8 oboes on various colored backgrounds.
- Row 32: 8 oboes on various colored backgrounds.
- Row 33: 8 oboes on various colored backgrounds.
- Row 34: 8 oboes on various colored backgrounds.
- Row 35: 8 oboes on various colored backgrounds.
- Row 36: 8 oboes on various colored backgrounds.
- Row 37: 8 oboes on various colored backgrounds.
- Row 38: 8 oboes on various colored backgrounds.
- Row 39: 8 oboes on various colored backgrounds.
- Row 40: 8 oboes on various colored backgrounds.
- Row 41: 8 oboes on various colored backgrounds.
- Row 42: 8 oboes on various colored backgrounds.
- Row 43: 8 oboes on various colored backgrounds.
- Row 44: 8 oboes on various colored backgrounds.
- Row 45: 8 oboes on various colored backgrounds.
- Row 46: 8 oboes on various colored backgrounds.
- Row 47: 8 oboes on various colored backgrounds.
- Row 48: 8 oboes on various colored backgrounds.